

**Waikato
RiverCare**



Waikato RiverCare Inc.
ANNUAL REPORT
2015/16



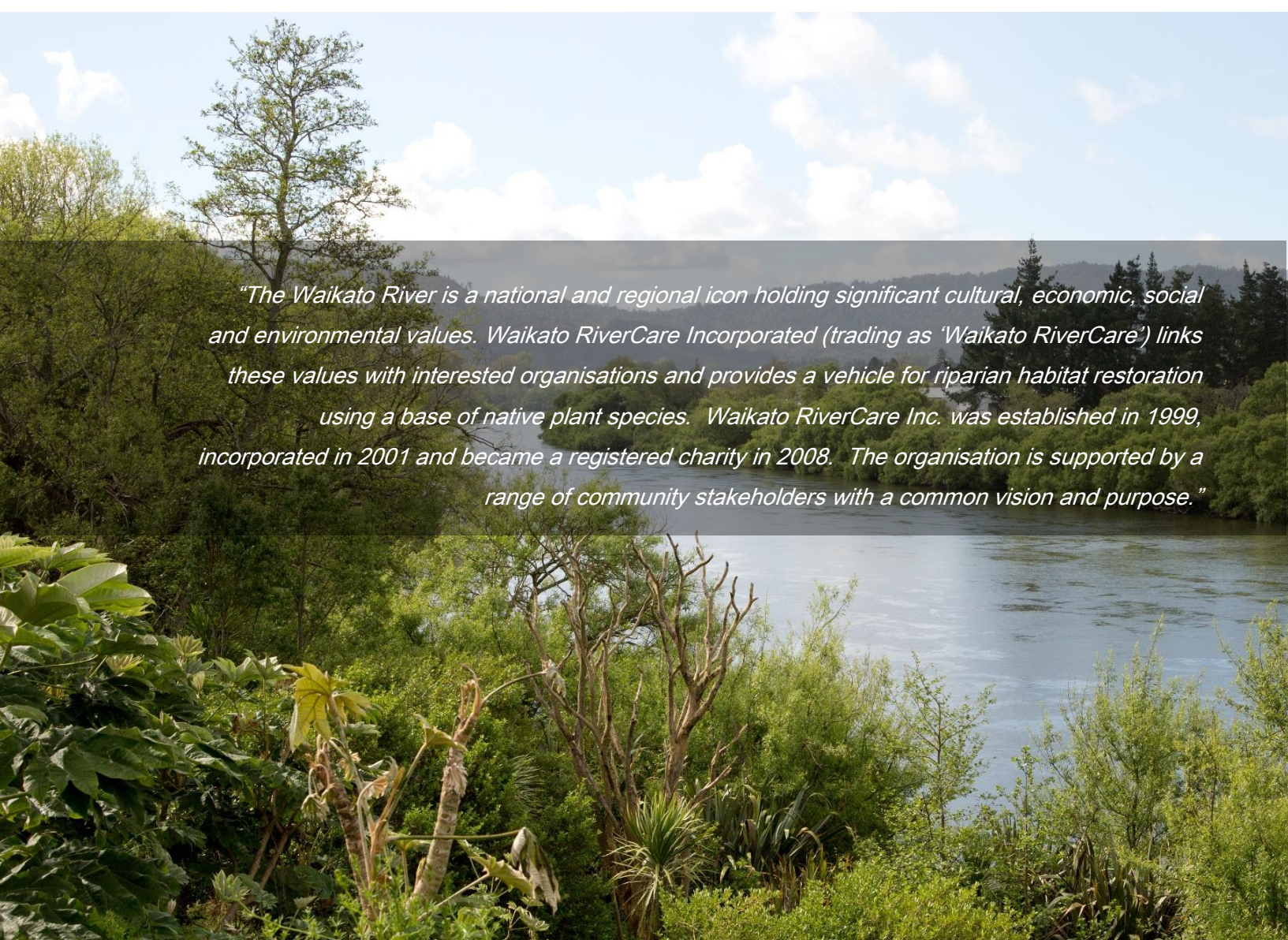
Our Vision

To make a positive difference to the wellbeing of our River

Kia whakapakari te mauri o to taatou Awa

Our Purpose

To implement an enduring programme to establish self-sustaining native plant-based communities in and around the lower Waikato River and associated catchments



"The Waikato River is a national and regional icon holding significant cultural, economic, social and environmental values. Waikato RiverCare Incorporated (trading as 'Waikato RiverCare') links these values with interested organisations and provides a vehicle for riparian habitat restoration using a base of native plant species. Waikato RiverCare Inc. was established in 1999, incorporated in 2001 and became a registered charity in 2008. The organisation is supported by a range of community stakeholders with a common vision and purpose."

Contents

Introduction 2

Structure of Waikato RiverCare Inc. 3

Sponsors 4

Chairperson’s Report 5

Operation Manager’s Report..... 7


Future Plans 9

Site Location Map 11

Site Progress and Achievements 12

Review, Assessment and Evaluation of the Society’s Performance 16

Audited Financial Statements for the Year Ended 31 March 2016..... 19



Introduction

Waikato RiverCare Incorporated is pleased to present our Annual Report for the 2015/16 period. The report documents achievements in relation to established projects and new projects initiated in this period. It also provides the mandatory Chairperson's Report and Annual Financial Statement.

Waikato RiverCare Inc. has been operating since 1999, officially becoming an incorporated society in 2001 and a registered charity in 2008. Members include a range of organisations and people who all share a similar passion for the lower Waikato River.

Waikato RiverCare Inc. is the leading riparian restoration charity focussing on preparing, planting and maintaining areas of native plant habitat on the banks of the lower Waikato River and associated catchments, sourcing funds and support to carry out this work. Sound science, cultural understanding, sustainability and a cooperative approach are important components of Waikato RiverCare Inc.'s operation.



Structure of Waikato RiverCare Inc.

The organisation is governed by an Executive Committee whose membership comprises one representative from each Foundation Member organisation. In addition, up to three general members can also be appointed to the committee. Three Advisory Members offer high level support and political advocacy.

Executive Committee

Representative

David Klee - *Chairperson*
Larnie Chrystall - *Deputy Chairperson*
Dawn Metcalfe
Eric Pene
Nigel Goodhue
John Brown
Wally Lee
Taroi Rawiri
Jackson Efford
Joe Chaloner-Warman
Tim Manukau
Gordon Bailey

Organisation

Auckland/Waikato Fish & Game Council
Mighty River Power
Independent
Department of Conservation
Genesis Energy
Nga Muka Development Trust
North Waikato Federated Farmers
Waahi Whaanui Trust
Waikato Regional Council
Watercare Services Ltd
Waikato-Tainui Te Kauhanganui Inc
Waikato District Council

General Members

Donna Barakat - *Treasurer*
Suzanne Naylor

Genesis Energy
Watercare Services Ltd

Advisory Members

Peter Buckley
Don Scarlet
Tom Roa

Fed Farmers / Waikato Regional Council
Mighty River Power
Waikato-Tainui

Staff at end of March 2016

Kevin Hutchinson
Natasha Murrihy-Paulussen

Operations Manager
Administrator / Secretary

Sponsors

Waikato RiverCare Inc. sincerely thanks its supporters, partners and clients, who enable us to keep up the momentum of restoration work along te awa.

Major Sponsors:



Sponsors:



Chairperson's Report

Hello and welcome to my first report as Chairperson for Waikato RiverCare Incorporated (Inc.). It was with some trepidation that I took over as Chairperson from Ben Wolf, knowing the amount of time and effort he put into the role. A huge thanks goes out to Ben for his total commitment during his years as chairperson. Following on from the solid foundations that had been put in place, I am happy to report another successful and productive year for Waikato RiverCare Inc.

A few other changes have occurred to the structure of the committee with Dawn Metcalfe relinquishing her Vice Chair position and Larnie Chrystall (Mighty River Power) stepping into the role. Once again, my thanks go out to both of you for your ongoing support. Dawn is the longest serving committee member at Waikato RiverCare Inc. and deserves special mention for the years of commitment to the organisation on a purely voluntary basis. Having the continuity and institutional knowledge of Dawn on our team is a huge asset.

Waikato RiverCare Inc. also welcomed a few new team members, including Hayden Jackson from Watercare's southern water treatment team, Gordon Bailey who has taken on the role of Waikato District Council representative replacing Ben Wolf and Michael Duffy who has joined us from the Waikato Regional Council.

I want to take this opportunity to thank all committee members for their time and commitment to Waikato RiverCare Inc. We greatly value your contributions to this organisation.

This year has brought some really exciting opportunities and successes for the organisation. A total of 32,034 trees, shrubs and grasses were planted this season, well up on the 2014 plant numbers. As Waikato RiverCare Inc. grows, the committee needs to focus on ensuring the ongoing financial sustainability of the organisation. The importance of securing ongoing support from our sponsors and funding agencies cannot be overstated.

Waikato River Authority continues to be our biggest financial supporter and we look forward to growing our relationship further in the coming years. Waikato RiverCare Inc. was successful in securing a new grant from the Authority in 2015 to develop three projects on Waikato Regional Council administered flood scheme lands. All three projects have a duration of five years which is a fantastic result.

Authority funding has provided Waikato RiverCare Inc. excellent co-funding opportunities with our partners and established new links and collaboration on projects. Partners on Authority funded

projects include the Waikato Catchment Ecological Enhancement Trust (WCEET), Tainui/Mighty River Power partnership, Waikato District Council and Waikato Regional Council.

WCEET continue to be a key supporter and funder of Waikato RiverCare Inc. with two new funding applications currently up for consideration. Waikato RiverCare Inc. has also completed the WCEET funded Hakarimata A extension project. This has been an excellent high profile project with support from adjoining landowners, school groups, Department of Conservation and corporate partners all mucking in to put plants in the ground.

Waikato RiverCare Inc. has further developed its partnership with the Waikato Regional Council identifying a number of potential project sites on Council administered land for the coming years. Waikato RiverCare Inc. is extremely grateful for the substantial increase in funding support provided by Council to assist in project development and delivery.

A great example of the project collaboration Waikato RiverCare Inc. develops between agencies can be seen at the Hopuhopu project, funded by Genesis Energy and involving Tainui Group Holdings, Waikato Raupatu River Trust, Genesis Energy and Huntly iwi.

Last but not least, an organisation is only ever as good as the staff that it employs. Natasha Murrihy-Paulussen has been a breath of fresh air since she joined the team earlier in the year. Operations Manager Kevin Hutchinson continues to do an outstanding job and I thank you both for making my role stress free and enjoyable. With the capabilities that Waikato RiverCare Inc. has at both an executive and staffing level, the future looks bright.

Thanks,

David Klee

Chairman, Waikato RiverCare Inc.

Operation Manager's Report

Over the last twelve months Waikato RiverCare Incorporated has successfully delivered and exceeded its forecast milestones for the 2015-16 financial year, completing a very successful 12 month period. The transition from focusing solely on main stem riparian projects to completing catchment wide projects in a range of diverse habitats has been well received by our supporting partners and funders. Waikato RiverCare Inc.'s current project portfolio encompasses a range of restoration projects including stream bank plantings, ephemeral wetland plantings, oxbow restoration projects and tree stand restoration projects.

The 2015 planting season started early with a contract to plant nesting bird cover on constructed wetlands within the Department of Conservation managed Whangamarino Wetland. Over the next five months a total of 32,034 plants were planted across eight projects ending with an excellent corporate planting event involving our partners at Genesis Energy and Spark.



Volunteers planting at Taupiri Ki Waenganui

Waikato RiverCare Inc.'s new and current planting projects benefited from another mild winter with no significant flood events; project condition was enhanced further with rain in January and February. The forecasted drought conditions for this summer have failed to transpire, significantly reducing the expected plant losses on newly planted projects. Rain this summer also suppressed damaging insect activity. Unfortunately, this provided the perfect conditions for excessive weed and pest plant growth resulting in a corresponding increase in vegetation control costs on some projects.

Waikato RiverCare Inc. has successfully grown its online profile establishing a 'Give a Little' page and Facebook account to increase our organisations exposure with our communities, partner organisations and funders. Linking with partner organisations and community groups has provided opportunities such as attending the Fieldays and supporting Landcare/Dairy NZ at the Department of Conservation stand, supporting the Kilwell Lower Waikato River trout fishing contest, Te Awa river ride projects, providing project advice and support on a number of new restoration initiatives, the sharing of assets/resources for events and providing contacts with landowners and managers keen to learn more about riparian planting.

In July 2015, Waikato RiverCare Inc. welcomed Natasha Murrehy-Paulussen to the team as our new administrator, while wishing Jayne Signal all the best in her new role at Fonterra. There was also a number of changes within Waikato RiverCare Inc.'s committee with David Klee (Auckland/Waikato Fish and Game Council) accepting the role of chair and Larnie Chrystal (Mighty River Power) the role of deputy chair.

Over the next 12 months Waikato RiverCare Inc. key focus areas will include following:

- Identification and development of new projects within the Mangawara catchment
- Identification of project opportunities on Waikato Regional Council administered lands
- Providing technical advice to develop new projects in partnership with mana whenua groups
- Ensuring Waikato RiverCare Incorporated has new projects in the catchments identified by the Waikato River Authority as priority work areas
- Maintaining a diverse project portfolio with a wide appeal to new and current funders
- Continuing to support the Environment/NGO sector workshops as part of the Healthy Rivers project

The 2016 planting season looks likely to set a new record for the organisation with 47,000 plants already confirmed for projects and this figure is very likely to increase further. Waikato RiverCare Inc.'s success and growth would not be possible without the dedicated support of our partners and key funders. I am especially grateful to those funders that provide staff support on our committee and technical advice to the organisation.

*Kevin Hutchinson,
Operations Manager*


Future Plans

Waikato RiverCare Inc. is ensuring financial sustainability by continuing to forecast and budget on a 5-year cycle and developing new sponsorship/project agreements. The generous support of our major sponsors: Waikato River Authority, Waikato Catchment Ecological Enhancement Trust, Mighty River Power, Genesis Energy, Mighty River Power / Waikato Tainui Partnership, Waikato Regional Council and Watercare have made it possible to expand Waikato RiverCare Inc.'s project portfolio and develop a viable organisation for the foreseeable future.

Waikato RiverCare Inc. is always looking for opportunities to establish relationships with organisations that have synergies with Waikato RiverCare Inc.'s leadership role in riparian restoration.

Waikato RiverCare Inc.'s key annual objective is to plant two hectares of riparian vegetation (or two kilometres of riverbank based on a ten-metre wide planting zone). To achieve this goal Waikato RiverCare Inc. works in partnership with landowners and administrators to ensure project success and sustainability following current industry best practice.

Waikato RiverCare Inc. is expanding its areas of operation consistent with the objects of the society. This is achieved by undertaking projects in and around the lower Waikato River catchments, wetlands and lakes, as well as along the main stem of the lower Waikato River.



The 2015-16 planting season coincided with Waikato RiverCare Inc.'s transition from primarily main stem projects on the lower Waikato River to new projects in the surrounding catchments. These new projects have provided opportunities for Waikato RiverCare Inc. to showcase a diverse range of skills and develop new contacts with landowners and rural communities. The Mangawara Stream is an excellent example of this change in focus with new projects to develop and improve tuna habitat and projects targeting tree stand protection and enhancement.

Education and collaboration with local communities living by the river are key to ensuring the best possible long-term environmental outcomes for the lower Waikato River. Waikato RiverCare Inc.'s operational strategy remains unchanged with committee members reiterating the need to promote and increase community involvement on projects. Waikato RiverCare Inc. will continue to provide opportunities for members of the public to participate on projects and promote the use of both the Best Practise Guide and Priority Restoration Site documents with groups interested in developing a planting project. Both documents are a free resource available on Waikato RiverCare Inc.'s website under the Resources tab.

Waikato RiverCare Inc.'s online presence has significantly increased in the last year, with a regular flow of new stories on the website and expanding the organisation's Facebook profile. This has resulted in being able to showcase the work that Waikato RiverCare Inc. does. We now have 252 Facebook followers and regularly get 400 hits on the website each month. There is potential to further increase the online presence through Give a Little, which provides the general public an opportunity to personally contribute to a project site.



Site Location Map

Site locations are mapped below, showing approximate metres planted at each site.



Site Progress and Achievements

Project Phases

Each site has a 5 year project plan covering inception to the return back to the landowner/administrator as a completed project. Project development is separated into six distinct phases:

Table 1: Indicative Costs per 1 Hectare Site GST Inclusive

Phase		Indicative cost per hectare (approx.)
Preparation:	Involving assessment of the site, planning, landowner consultation, consents.	Project development \$4,000
Fencing:	Waikato RiverCare Inc.'s minimum standard is a 4 wire fence (x2 hot wires, x2 dead wires). However, boundary fences are by agreement and can be seven wire batten fences (subject to flood zones).	\$10.35 - \$18.40 per metre (\$5,865 for an average project, 500m of fencing)
Weed spraying:	Includes agrichemical purchase and application. Based off a site requiring minimal preparation works (eg. Currently grazed, low pest plant loading)	\$3,200
Planting:	Involving selection of plants based on habitat parameters, project management and health and safety procedures, and active planting. This figure is derived from total plant orders throughout all projects. The cost of plants decreases as the number of plants ordered increase. Waikato RiverCare Inc. prefers planting PB3 or equivalent plants to ensure project success.	\$40,000
Maintenance:	Involving weed control, purchase and application of agrichemical, releasing and monitoring of plant establishment and survival. Anticipated involvement of three-year period minimum. (Subject to the project being undertaken. Based on a hectare of	\$2,200-\$4,000.00 Per annum

	plantings, not subject to extreme events eg. pest plant establishment, flooding)	
Exit Maintenance:	Once a project has been largely completed it is put into an 'exit maintenance' category. It involves inspecting the project site every 2 years and undertaking maintenance if required.	\$2,000.00 every two years

Indicative costs will vary from site to site depending on the amount of preparation required, community and stakeholder involvement.

Project Progress

In total, Waikato RiverCare Inc. planted 32,034 plants over the 2015/16 planting season. These were planted throughout eight different project sites. The table below shows the status of each Waikato RiverCare Inc.'s site.

Table 2: Management phases for 2014/2015 and 2015/16

New Sites

Project Site	2015/16	2016/17
Hopuhopu	Site Preparation	Fencing, Planting and Maintenance
34 River Road	Planting	Planting and Maintenance
Site 26 Mangawara Stream Project 1	Site Prep	Planting and Maintenance

Current Sites

Project Site	2015/16	2016/17
Hakarimata A extension	Infill Planting and Maintenance	Maintenance
Hakarimata C & D	Maintenance	Maintenance (subject to agreement renewal)
Hakarimata E	Planting and Maintenance	Infill Planting and Maintenance
Hakarimata F (Wills Family)	Site Preparation and Fencing	Planting and Maintenance
Te Onetea Stream	Site Preparation	Planting and Maintenance
Coalfields Road DOC Fish and Game	Planting	Planting and Maintenance (our involvement is subject to contract of service)

Taupiri B	Maintenance	Maintenance
Taupiri D	Maintenance	Maintenance
Taupiri Ki Waenganui	Planting	Planting and Maintenance
Raahui Pookeka A	Maintenance	Infill Planting and Maintenance
Ngaruawahia South / Te Awa River Ride	Planting and Maintenance	Planting and Maintenance

Completed Sites

Project Site	2015/16	2016/17
Taupiri A	Maintenance	Complete
Churchill East A	Complete – on-going maintenance by landowner (Waikato Regional Council)	Complete – on-going maintenance by landowner (Waikato Regional Council)
Churchill East B	Complete – on-going maintenance by landowner (Waikato Regional Council)	Complete – on-going maintenance by landowner (Waikato Regional Council)
Hakarimata A	Complete	Complete
Hakarimata B	Complete	Complete
Huntly Golf Course	Complete (located within the yellow flag iris control zone)	Complete (located within the yellow flag iris control zone)
Te Kokiri A	Complete (cost neutral maintenance agreement with Waikato Regional Council)	Complete
Te Kokiri B	Envenco sponsored maintenance	Complete – on-going maintenance by landowner (Waikato Regional Council)
Tumate Mahuta Drive	Complete – on-going maintenance by landowner (Waikato District Council)	Complete – on-going maintenance by landowner (Waikato District Council)
Horahora A	Complete	Complete
Mercer village	Complete	Complete
Gedye (Private Land)	Complete – on-going maintenance by landowner (Gedye family)	Complete – on-going maintenance by landowner (Gedye family)
Tuakau (Batkin Reserve)	Complete – on-going maintenance by landowner (Waikato District Council)	Complete – on-going maintenance by landowner (Waikato District Council)

Rangiriri A	Exit	Exit
Rangiriri B	Exit	Exit
Rangiriri C	Exit	Exit
Meremere	Exit	Complete – on-going maintenance by landowner (Department of Conservation – in the yellow flag iris control zone)
Ngaruawahia Waikato Esplanade	Infill planting & maintenance	Exit - Maintenance is being done by the Community Works Crew
Huntly A (Huntly College)	Exit – Maintained by school with tech support from Waikato RiverCare Inc.	Exit Site - Maintained by school with tech support from Waikato RiverCare Inc.



Review, Assessment and Evaluation of the Society's Performance

Compliance with Governing Legislation

The governance of Waikato RiverCare Inc. continues to follow the articles set out in the Society's constitution that has an Executive Committee comprising:

- Each Foundation Member can appoint one representative to the Executive Committee
- Election of up to three representatives from the General Membership to the Executive Committee.

Waikato RiverCare Inc. has twelve Foundation Members listed for the upcoming 2016/17 Financial Year. The Foundation Members of Waikato RiverCare Inc. have renewed their commitment to the society for the 2016/17 year and continue to have an active involvement in the Executive Committee decisions. All subscription requirements have been fulfilled.

Compliance with the Society's Objectives

Waikato RiverCare Inc. has been compliant with the objects and rules listed in its Constitution:

The Society was established for environmental and charitable objects and purposes within New Zealand only.

- (a) **Core activities** – The enhancement of the natural water and riverside environment of the Waikato River and associated catchments to improve habitats and thereby benefit the users of the river and its environs, local communities, and visitors now and for future generations through
 - (i) Providing improved plant and animal habitat in and around the Waikato River and associated catchments for general ecological benefit, and
 - (ii) Promoting public interest and appreciation of the Waikato River and associated catchments and its environs through education and communication with local communities and other river users for the benefit of achieving awareness and support for the need to maintain and enhance the riverine environment.
- (b) **Funding** – To raise, accept, accumulate, and employ funds for the environmental and charitable purposes authorised by these objects.

- (c) **General** – To do all such things as are conducive or incidental to the attainment of the environmental and charitable purposes authorised by these objects.

Performance Measures

Waikato RiverCare Inc.'s objective is to undertake at least two hectares (two kilometres of riverbank 10 metres wide) of planting per 12 months. Performance is measured through project evaluations which monitor planting health, establishment, pest plant prevalence, fence condition and stock exclusion. The use of several photo points helps illustrate planting success and condition and assist in identifying long-term management considerations.

Project progression from active management to receiving pulse maintenance after 5 years is the underlining measure of project success for Waikato RiverCare Inc.

Performance in relation to the Strategic Business Plan

In the 2014-15 financial year, Waikato RiverCare Inc.'s committee, by agreement, updated the strategic focus and direction of the organisation to include catchment streams, wetlands and lakes of the lower Waikato River. The committee felt a focus only on the main stem of the Waikato River was potentially limiting for the organisation's long-term sustainability.

Other areas identified as needing further development included Waikato RiverCare Inc.'s online profile, the promotion and distribution of resources and information to the general public on riparian planting, and developing opportunities to make it easy for people and businesses to fund the organisation's growth.

This year, Waikato RiverCare Inc. was successful in implementing several new projects off the main stem of the Waikato River in line with the Strategic Business Plan. Examples include the contracted Coalfields Road project (DOC/Fish and Game partnership site) and the Mangawara projects.

This year 3,497 metres were planted with 32,034 plants successfully established on projects. The 2015-16 planting season started early in May, with 4,895 native trees and grasses planted at Coalfields Road. The planting season finished up in October, with volunteer groups from Genesis Energy and Spark spending a day planting 1,800 plants at Taupiri Ki Waenganui. The biggest planting project completed this season was the Taupiri Ki Waenganui project with contractors, Waterside Planters, working through September and into October to plant 11,845 plants at the site.

In 2015/16, the focus has been on identifying new potential sites in order to generate a pipeline of upcoming projects. Waikato RiverCare Inc. has confirmed the planting of almost 4.5km of river and stream banks, as well as a 1.35ha project on the Mangawara Stream and an additional 2ha at the Taupiri Ki Waanganui project. Waikato RiverCare Inc. is constantly looking to ensure that these projects are maintained to the highest level.

List of Plant Species Used by Waikato RiverCare Inc.

Table 3: Summary of planting species used for planting by Waikato RiverCare Inc. in 2015/16

Botanical Name	Common Name
<i>Podocarpus totara</i>	Totara
<i>Dacrycarpus dacrydioides</i>	Kahikatea
<i>Kunzea ericoides</i>	Kanuka
<i>Melicytus ramiflorus</i>	Mahoe
<i>Plagianthus regius</i>	Ribbonwood
<i>Cordyline australis</i>	Cabbage Tree
<i>Phormium tenax</i>	Harakeke
<i>Cyperus ustulatus</i>	Giant Umbrella Sedge
<i>Carex virgata</i>	Pukio
<i>Carex secta</i>	Purei
<i>Carex geminata</i>	Rautahi
<i>Coprosma robusta</i>	Karamu
<i>Aristotelia serrata</i>	Makomako
<i>Sophora microphylla</i>	Kowhai
<i>Myrsine australis</i>	Mapou
<i>Alectryon excelsus</i>	Titoki
<i>Austroderia splendens</i>	Toetoe
<i>Leptospermum scoparium</i>	Manuka

Audited Financial Statements for the Year Ended 31 March 2016

Hart & Associates Limited

Director ~ Philip Hart
Associate ~ Jody Grut



Waikato Rivercare Incorporated Auditors Report For the Year Ended 31 March 2016

Audit Report

To the members of the Waikato Rivercare Incorporated

We have audited the attached Financial Statements. The Financial Statements provide information about the past financial performance of the society and its financial position as at 31 March 2016. This information is stated in accordance with the accounting policies.

The Committee's Responsibilities

The committee is responsible for the preparation of the financial report which fairly reflects the financial position of the society as at 31 March 2016 and of the results of operations for the year ended on that date.

Auditor's Responsibilities

It is our responsibility to express an independent opinion on the financial report presented by the committee and to report our opinion to you.

Basis of Opinion

An audit includes examining on a test basis, evidence relevant to the amounts and disclosures in the financial report. It also includes assessing:

- The significant estimates and judgments made by the committee in the preparation of the financial report; and
- Whether the accounting policies are appropriate to the society's circumstances, consistently applied and adequately disclosed.

We conducted our audit in accordance with New Zealand auditing standards. We planned and performed our audit so as to obtain all the information and explanations which we considered necessary in order to provide us with sufficient evidence to obtain reasonable assurance that the financial report was free from material misstatements, whether caused by fraud or error. In forming our opinion, we also evaluated the overall adequacy of the presentation of information in the financial report.

In our opinion:

- Proper accounting records have been kept by the Waikato Rivercare Incorporated, as far as appears from our examination of those records.
- The Financial Statements attached,
 - Comply with generally accepted accounting practice in New Zealand; and
 - Give a true and fair view of the financial position of Waikato Rivercare Incorporated as at year-end, and the results of its operations for the year ended on that date.

Our audit was completed on 20th June 2016 and our opinion is expressed as at that date.

We wish to acknowledge the assistance provided by your staff during the audit. If there is any further information you require, please do not hesitate to contact me.

Auditor: Philip Hart
Chartered Accountant
Huntly

Telephone +64 7 8287171 ~ Fax +64 7 8286363 ~ Freephone 0800 8287171
168 Main Street ~ PO Box 280 ~ Huntly 2191 ~ New Zealand
Website www.hartal.co.nz ~ Email admin@hartal.co.nz



Waikato Rivercare Incorporated

Performance Report

For the year ended
31 March 2016

Contents

	Page
Non-Financial Information:	
Entity Information	2 - 3
Statement of Service Performance	4
Financial Information:	
Statement of Financial Performance	5
Statement of Financial Position	6
Statement of Cash Flows	7
Statement of Accounting Policies	8
Notes to the Performance Report	9 - 17
Auditors Report	18

Waikato Rivercare Incorporated

Entity Information

"Who are we?", "Why do we exist?"

For the year ended
31 March 2016

Legal Name of Entity:

Waikato Rivercare Incorporated

Other Name of Entity (if any):

Type of Entity and Legal Basis (if any):

Incorporated Society & Registered Charity

Registration Number:

CC-21000

Entity's Purpose or Mission:

To develop and implement a sustainable programme of action to plant natives on the Waikato River and associated catchments in liaison and consultation with tangata whenua, landowners, agencies, businesses, and local communities.

To make a positive difference to the wellbeing of our River
- Kia whakapakari te mauri o to taatou Awa

Entity Structure:

Waikato RiverCare Incorporated is governed by an executive committee. These committee members are representatives from the Foundation member organisations. Roles in the executive committee include a Chairperson, Deputy Chairperson, Treasurer, and Secretary, as well as general executive committee members.

Waikato RiverCare Inc.'s committee also includes General Members and Advisory Members which are elected in by the executive committee.

Waikato RiverCare Incorporated employs a full-time Operations Manager and a part-time Administrator to carry out its day to day duties.

Main Sources of the Entity's Cash and Resources:

Waikato RiverCare is dependent on community funder grants and government funds in order to provide riparian restoration along the Lower Waikato River. Sponsorship agreements and in-kind support with a variety of organisations are also central to the funding of Waikato RiverCare's projects.

Main Methods Used by the Entity to Raise Funds:

Major sponsors are on term agreements which are generally terms of 5 years.

Regular funding grants are applied for through different community funding groups.

Waikato RiverCare Inc. is always seeking to create, build and maintain partnerships with potential and current sponsors.

Waikato Rivercare Incorporated

Entity Information

"Who are we?", "Why do we exist?"

For the year ended
31 March 2016



Entity's Reliance on Volunteers and Donated Goods or Services:

Volunteers are used as and when required, particularly for tasks such as planting.

The rental of storage and office spaces are donated through various organisations.

Additional Information:

Contact details

Physical Address:	
Postal Address:	PO Box 4115 Hamilton East Hamilton 3247
Phone/Fax:	
Email/Website:	www.waikatorivercare.co.nz
	
	

Waikato Rivercare Incorporated

Statement of Service Performance

"What did we do?", When did we do it?"

For the year ended
31 March 2016

Description of the Entity's Outcomes*:

The Society is established for environmental and charitable objects and purposes within New Zealand only.

(a) Core activities – The enhancement of the natural water and riverside environment of the Waikato River and associated catchments to improve habitats and thereby benefit the users of the river and its environs, local communities, and visitors now and for future generations through

(i) Providing improved plant and animal habitat in and around the Waikato River and associated catchments for general ecological benefit, and

(ii) Promoting public interest and appreciation of the Waikato River and associated catchments and its environs through education and communication with local communities and other river users for the benefit of achieving awareness and support for the need to maintain and enhance the riverine environment.

(b) Funding – To raise, accept, accumulate, and employ funds for the environmental and charitable purposes authorised by these objects.

(c) General – To do all such things as are conducive or incidental to the attainment of the environmental and charitable purposes authorised by these objects.

These objectives are predominantly achieved by applying agrichemicals to clear weeds from sites, planting native trees, bushes and grasses, and maintaining the project sites, generally for a term of 3 years following the planting. Fencing to ensure stock have no access to the planting zones or the Waikato River and its catchments is also an important part of Waikato RiverCare's restoration projects.

Description and Quantification (to the extent practicable) of the Entity's Outputs*:	Actual*	Budget	Actual*
	This Year	This Year	Last Year
Number of new projects started	7	7	3
Number of plants planted	32,034	31,984	5,700
Meters of current Waikato RiverCare projects along the Waikato River and its catchments	13,238m	13,238m	7,472m
Area of riverbank/Waikato River catchments maintained	10.29ha	10.29ha	5.88ha
Area of riverbank/Waikato River catchments prepared for planting	9.49ha	9.49ha	7.53ha
Area of riverbank/Waikato River catchments planted	7.21ha	7.21ha	1.19ha
Cost of plants and planting	\$102,686.61	\$102,873.48	\$17,725

Additional Output Measures:

Additional Information:

Plant number and costs actual and budget differences are due to Waikato RiverCare Inc. sponsoring the Kilwell Lower Waikato River Trout Competition, where 50 native plants were donated as prizes.

The "meters of current Waikato RiverCare projects along the Waikato River and its catchments" numbers include only the length of the projects and does not account for each project being at least 10m wide, as per Waikato River Care policy.

Waikato RiverCare's project portfolio has developed from purely riparian beginnings, to include wetland projects and stand restoration, and will continue to develop as the needs and opportunities are presented.

All financial amounts in the "Description and Quantification of the Entity's Outputs" table are GST exclusive.

Waikato Rivercare Incorporated

Statement of Financial Performance

"How was it funded?" and "What did it cost?"

For the year ended

31 March 2016

	Note	Actual* This Year \$	Budget This Year \$	Actual* Last Year \$
Revenue				
Donations, fundraising and other similar revenue*	1	407,495	245,113	187,011
Fees, subscriptions and other revenue from members*				
Revenue from providing goods or services*	1	106,196	136,529	-
Interest, dividends and other investment revenue*	1	8,382	4,000	3,599
Other revenue				
Total Revenue*		522,073	385,642	190,610
Expenses				
Expenses related to public fundraising*	2	37,174	43,000	35,882
Volunteer and employee related costs*	2	114,314	141,928	114,950
Costs related to providing goods or services*	2	106,196	111,249	-
Grants and donations made*				
Other expenses	2	9,170	12,369	14,112
Total Expenses*		266,854	308,546	164,944
Surplus/(Deficit) for the Year*		255,219	77,096	25,666

Waikato Rivercare Incorporated
Statement of Financial Position
"What the entity owns?" and "What the entity owes?"
As at
31 March 2016

	Note	Actual* This Year \$	Budget This Year \$	Actual* Last Year \$
Assets				
Current Assets				
Bank accounts and cash*	3	465,096	-	261,126
Debtors and prepayments*	3	94,785	-	-
Inventory*				
Other current assets	3	1,916	-	-
Total Current Assets		561,797	-	261,126
Non-Current Assets				
Property, plant and equipment*	4	722	-	-
Investments*		-	-	-
Other non-current assets				
Total Non-Current Assets		722	-	-
Total Assets*		562,519	-	261,126
Liabilities				
Current Liabilities				
Bank overdraft*				
Creditors and accrued expenses*	3	30,673	-	4,833
Employee costs payable*				
Unused donations and grants with conditions*	3	20,334	-	-
Other current liabilities	3	-	-	-
Total Current Liabilities		51,007	-	4,833
Non-Current Liabilities				
Loans*				
Other non-current liabilities				
Total Non-Current liabilities		-	-	-
Total Liabilities*		51,007	-	4,833
Total Assets less Total Liabilities (Net Assets)*		511,512	-	256,293
Accumulated Funds				
Capital contributed by owners or members*		-		-
Accumulated surpluses or (deficits)*	5	511,512		256,293
Reserves*		-		-
Total Accumulated Funds*		511,512	-	256,293


David Klee
Chairperson - Waikato Rivercare Incorporated


Donna Barakat
Treasurer - Waikato Rivercare Incorporated

Waikato Rivercare Incorporated

Statement of Cash Flows

"How the entity has received and used cash"

For the year ended

31 March 2016

	Actual* This Year \$	Budget This Year \$	Actual* Last Year \$
Cash Flows from Operating Activities*			
Cash was received from:			
Donations, fundraising and other similar receipts*	312,709		187,011
Fees, subscriptions and other receipts from members*			
Receipts from providing goods or services*	126,530		-
Interest, dividends and other investment receipts*	6,466		3,599
Net GST			
Cash was applied to:			
Payments to suppliers and employees*	240,751		164,943
Donations or grants paid*			
Net Cash Flows from Operating Activities*	204,954	-	25,667
Cash flows from Investing and Financing Activities*			
Cash was received from:			
Receipts from the sale of property, plant and equipment*			
Receipts from the sale of investments*			
Proceeds from loans borrowed from other parties*			
Capital contributed from owners or members*			
Cash was applied to:			
Payments to acquire property, plant and equipment*	984		-
Payments to purchase investments*			
Repayments of loans borrowed from other parties*			
Capital repaid to owners or members*			
Net Cash Flows from Investing and Financing Activities*	(984)	-	-
Net Increase / (Decrease) in Cash*	203,970	-	25,667
Opening Cash*	261,126		87,642
Closing Cash*	465,096		261,126
This is represented by:			
Bank Accounts and Cash*	465,096		261,126

Waikato Rivercare Incorporated

Statement of Accounting Policies

"How did we do our accounting?"

For the year ended

31 March 2016

Basis of Preparation*

Waikato Rivercare Incorporated has elected to apply PBE SFR-A (NFP) Public Benefit Entity Simple Format Reporting - Accrual (Not-For-Profit) on the basis that it does not have public accountability and has total annual expenses of equal to or less than \$2,000,000. All transactions in the Performance Report are reported using the accrual basis of accounting. The Performance Report is prepared under the assumption that the entity will continue to operate in the foreseeable future.

Goods and Services Tax (GST)*

All amounts are recorded exclusive of GST.

Income Tax

Waikato Rivercare Incorporated is wholly exempt from New Zealand income tax having fully complied with all statutory conditions for these exemptions.

Bank Accounts and Cash

Bank accounts and cash in the Statement of Cash Flows comprise cash balances and bank balances (including short term deposits) with original maturities of 90 days or less.

Changes in Accounting Policies*

There have been no changes in accounting policies during the financial year (last year - nil)



Waikato Rivercare Incorporated

Notes to the Performance Report

For the year ended
31 March 2016

Note 1 : Analysis of Revenue

Revenue Item	Analysis	This Year \$	Last Year \$
Donations and other similar revenue	Donation		
	Dawn Metcalfe - Presentation Donation	40	-
	Inveco	-	1,270
	Spark Foundation - Give a Little	15	-
	WEL Energy	-	2,000
	Grants		
	Genesis Energy Ltd - Hopuhopu Project	29,700	-
	Auckland/Waikato Fish & Game - Coalfields Rd Partnership	13,043	-
	Trust Waikato	-	1,000
	Waikato Catchement Ecological	55,419	30,087
	Waikato District Council	4,000	6,900
	Waikato Regional Council	84,498	11,950
	Waikato River-Cleanup Trust	110,686	113,804
	WRA - MRP/Tainui	20,000	-
	Sponsorship		
	Mighty River Power	60,094	-
	Genesis Energy Ltd	10,000	20,000
	Watercare Services	20,000	-
	Total	407,495	187,011

Revenue Item	Analysis	This Year \$	Last Year \$
Revenue from providing goods or services	Waikato River-Cleanup Trust	106,196	13,992
	Total	106,196	13,992

Revenue Item	Analysis	This Year \$	Last Year \$
Interest, dividends and other investment revenue	BNZ Term Deposits	8,382	3,599
	Total	8,382	3,599

Waikato Rivercare Incorporated

Notes to the Performance Report

For the year ended

31 March 2016

Note 2 : Analysis of Expenses

Expense Item	Analysis	This Year \$	Last Year \$
Expenses related to public fundraising	34 River Road	1,353	-
	Churchill East B	-	1,200
	Coalfields Road	12,658	-
	Hakarimata A Ext	4,248	20,712
	Hakarimata B	1,995	375
	Hakarimata C & D	-	2,125
	Hakarimata E	-	2,531
	Hakarimata F	240	-
	Hopuhopu Genesis Site	7,291	-
	Huntly Golf Course	-	900
	Huntly College	-	260
	Mangawara McConnell Rd Oxbow	1,750	-
	Ngaruawahia A	-	375
	Raahui Pookeka	310	-
	Restoration Strategy	851	1,350
	Site Preparation - Mangawara Site 26 Project 1	2,805	-
	Taupiri A	-	824
	Taupiri B	300	-
	Taupiri Ki Waenganui	-	(495)
	Te Awa River Ride	-	5,335
	Te Onetea Road WRA Site 4	3,373	390
Total		37,174	35,882

Expense Item	Analysis	This Year \$	Last Year \$
Volunteer and employee related costs	Wages & Salaries - Employees	114,314	114,950
Total		114,314	114,950

Expense Item	Analysis	This Year \$	Last Year \$
Costs related to providing goods or services	Waikato River-Cleanup Trust	106,196	-
Total		106,196	-

Expense Item	Analysis	This Year \$	Last Year \$
Other expenses	Advertising	2,055	2,235
	Audit Fees	550	550
	Bank Fees	127	120
	Computer Setup Costs	130	-
	Depreciation	262	-
	General Office Expense	-	2,903
	Insurance	779	665
	Meeting Costs	14	100
	Printing Costs	316	1,519
	Signage Costs	2,835	4,789
	Staff Gifts	167	-
	Staff Training	104	-
	Website & Accounting Package Costs	1,831	1,231
Total		9,170	14,112

**For the year ended
31 March 2016**

		This Year	Last Year
Asset Item	Analysis	\$	\$
Bank accounts and cash	Cheque account balance	308,193	110,270
	Savings account balance	156,903	150,856
	Total	465,096	261,126

Asset Item	Analysis	This Year	Last Year
Debtors and prepayments	Accounts Receivable Outstanding	\$ 94,785	\$ -
	Total	94,785	-

		This Year	Last Year
Asset Item	Analysis	\$	\$
Other current assets	Interest Receivable Accrual	1,916	-
	Short term deposits		
	Total	1,916	-

		This Year	Last Year
Asset Item	Analysis	\$	\$
Other non-current assets	Fixed assets	722	-
	Total	722	-

**For the year ended
31 March 2016**

		This Year	Last Year
		\$	\$
Liability Item	Analysis		
Creditors and accrued expenses	Trade and other payables	10,011	
	GST Payable	20,662	4,833
	Total	30,673	4,833

		This Year	Last Year
Liability Item	Analysis	\$	\$
Employee costs payable			
Total		-	-

Liability Item	Analysis	This Year \$	Last Year \$
Unused donations and grants with conditions		20,334	
	Total	20,334	-

[illegible][illegible][illegible]

Waikato Rivercare Incorporated

Notes to the Performance Report

For the year ended
31 March 2016

Note 4: Property, Plant and Equipment

This Year						PPE7 - PPE8	
Asset Class*	Opening Carrying Amount*	Purchases	Sales/Disposals	Current Year Depreciation and Impairment*	Closing Carrying Amount*	Current Valuation*	Source and Date of Valuation*
Land*	-	-	-	-	-	-	-
Buildings*	-	-	-	-	-	-	-
Motor Vehicles*	-	-	-	-	-	-	-
Furniture and fixtures*	-	-	-	-	-	-	-
Office equipment*	-	-	-	-	-	-	-
Computers (including software)*	-	984	-	262	722	722	-
Machinery*	-	-	-	-	-	-	-
Heritage assets	-	-	-	-	-	-	-
Total	-	984	-	262	722		

Last Year					
Asset Class*	Opening Carrying Amount*	Purchases	Sales/Disposals	Current Year Depreciation and Impairment*	Closing Carrying Amount*
Land*	-	-	-	-	-
Buildings*	-	-	-	-	-
Motor Vehicles*	-	-	-	-	-
Furniture and fixtures*	-	-	-	-	-
Office equipment*	-	-	-	-	-
Computers (including software)*	-	-	-	-	-
Machinery*	-	-	-	-	-
Heritage assets	-	-	-	-	-
Total	-	-	-	-	-

Significant Donated Assets Recorded - Source and Date of Valuation*

Significant Donated Assets - Not Recorded*

Handwritten signature

31 March 2016

This Year

Last Year

Breakdown of Reserves

Total

Waikato Rivercare Incorporated

Notes to the Performance Report

For the year ended
31 March 2016

Note 6 : Commitments and Contingencies

Commitments

There are no commitments as at balance date (Last Year - nil)

Contingent Liabilities and Guarantees

There are no contingent liabilities or guarantees as at balance date (Last Year - nil)



Waikato Rivercare Incorporated

Notes to the Performance Report

For the year ended
31 March 2016

Notes 7-12

Note 7: Other

Significant Grants and Donations with Conditions which have not been Recorded as a Liability*

Description*	Original Amt*	Not Fulfilled Amt*	Purpose and Nature of the Condition(s)*

Goods or Services Provided to the Entity in Kind*

Description*	Amount*

Assets Used as Security for Liabilities*

Nature and Amount of Borrowing*

Nature and Amount of Asset Used as Security*

Note 8: Assets Held on Behalf of Others*

Description of the Assets Held*

Name of Entity of Whose Behalf Assets are Held*

Note 9: Related Party Transactions*

Description of Related Party Relationship*	Description of the Transaction (whether in cash or amount in kind)*	This Year	Last Year	This Year	Last Year
		\$ Value of Transactions*	\$ Value of Transactions*	\$ Amount Outstanding*	\$ Amount Outstanding*
Mighty River Power - Committee/Sponsor	Sponsorship - Cash	60,094	-	-	-
Genesis Energy Ltd - Committee/Sponsor	Sponsorship - Cash	10,000	20,000	-	-
Watercare Services - Committee/Sponsor	Sponsorship - Cash	20,000	-	-	-
Waikato Regional Council - Committee/Grants	Grant - Cash	84,498	11,950	-	-
Waikato District Council - Committee/Grants	Grant - Cash	4,000	6,900	-	-
Genesis Energy Ltd - Committee/Sponsor	Grant - Cash	29,700	-	-	-

Waikato Rivercare Incorporated

Notes to the Performance Report

For the year ended
31 March 2016

Notes 7-12

Events After the Balance Date:

There were no events that have occurred after the balance date that would have a material impact on the Performance Report. (Last Year Nil)

Note 11: Ability to Continue Operating*

Note 12: Correction of Errors*

Additional Information

