

**Waikato
RiverCare**



**Waikato RiverCare
ANNUAL REPORT**

2014/15

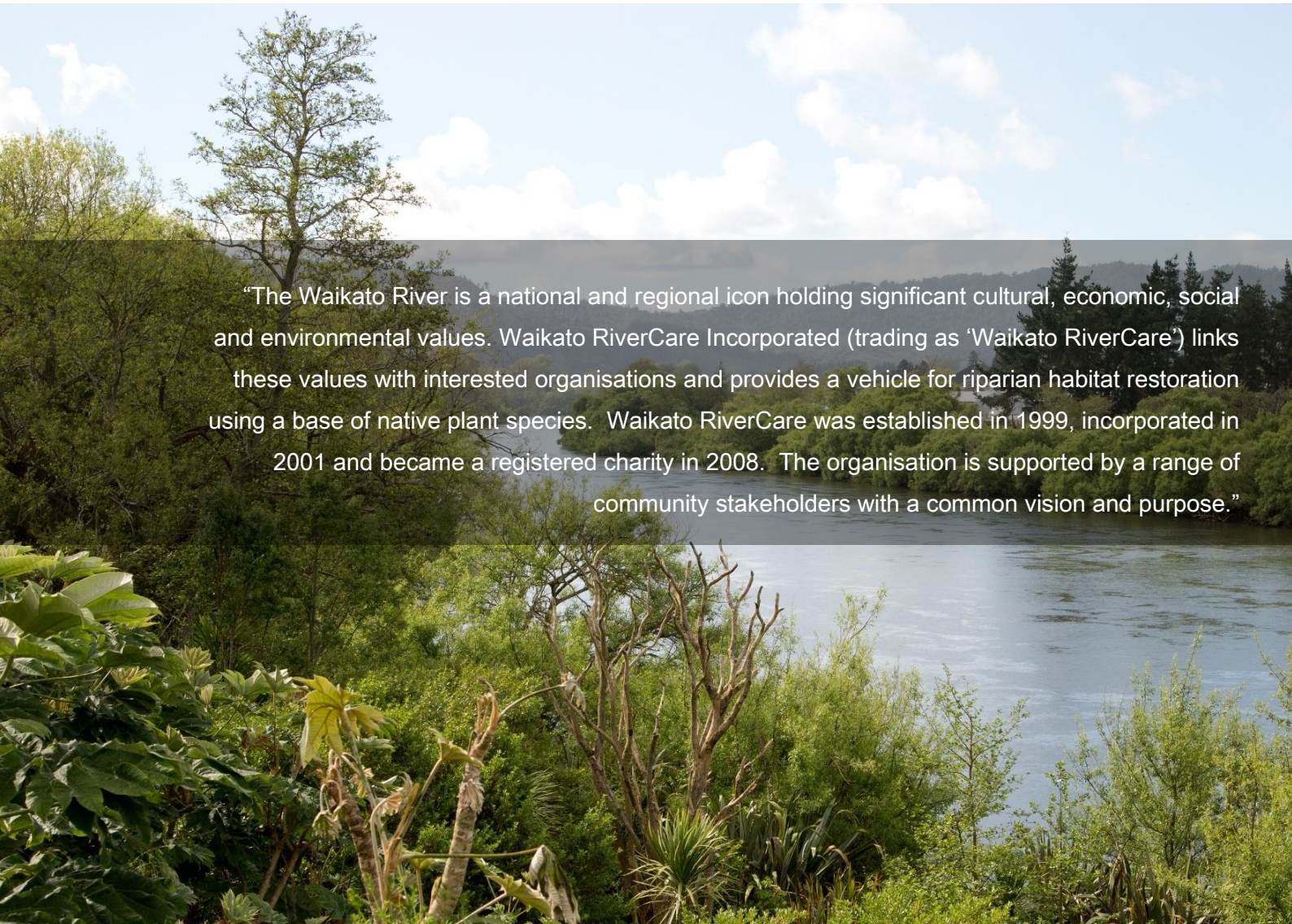
Our Vision

To make a positive difference to the wellbeing of our River

Kia whakapakari te mauri o to taatou Awa

Our Purpose


To implement an enduring programme to establish self-sustaining native plant-based communities in and around the lower Waikato River and associated catchments



“The Waikato River is a national and regional icon holding significant cultural, economic, social and environmental values. Waikato RiverCare Incorporated (trading as ‘Waikato RiverCare’) links these values with interested organisations and provides a vehicle for riparian habitat restoration using a base of native plant species. Waikato RiverCare was established in 1999, incorporated in 2001 and became a registered charity in 2008. The organisation is supported by a range of community stakeholders with a common vision and purpose.”

Contents

Introduction	2
Structure of Waikato RiverCare	3
Sponsors	4
Chairperson's Report	5
Operation Manager's Report	7
Future Plans	11
Site Location Map	13
Site Progress and Achievements	14
Review, assessment and evaluation of Waikato RiverCare's performance	16
Audited Financial Statements for the Year Ended 31 March 2015	18



Introduction

Waikato RiverCare is pleased to present our Annual Report for the 2014/15 period. The report documents achievements in relation to established projects and new projects initiated in this period. It also provides the mandatory Chairperson's Report and Annual Financial Statement.

Waikato RiverCare has been operating since 1999, officially becoming an incorporated society in 2001 and a registered charity in 2008. Members include a range of organisations and people who all share a similar passion for the lower Waikato River.

Waikato RiverCare is the leading riparian restoration charity focussing on preparing, planting and maintaining areas of native plant habitat on the banks of the Waikato River and associated catchments, sourcing funds and support to carry out this work. Sound science, cultural understanding, sustainability and a cooperative approach is an important part of the group's focus.



Structure of Waikato RiverCare

The organisation is governed by an Executive Committee whose membership comprises one representative from each Foundation Member organisation. In addition, up to three general members can also be appointed to the committee. Three advisory members offer high level support and political advocacy.

Executive Committee

Representative

Ben Wolf - *Chairperson*
Dawn Metcalfe - *Deputy Chairperson*
David Klee - *Operation Manager's Manager*
Eric Pene
Michelle Archer
Larnie Chrystall
John Brown
Wally Lee
Hori Awa
Jackson Efford
Joseph Chaloner-Warman
Tim Manukau

Organisation

Waikato District Council
Independent
Auckland/Waikato Fish & Game Council
Department of Conservation
Genesis Energy
Mighty River Power Ltd
Nga Muka Development Trust
North Waikato Federated Farmers
Waahi Whaanui Trust
Waikato Regional Council
Watercare Services Ltd
Waikato-Tainui Te Kauhanganui Inc

General Members

Donna Barakat - *Treasurer*
Suzanne Naylor

Genesis Energy
Watercare Services Ltd

Advisory Members

Peter Buckley
Don Scarlet
Tom Roa

Fed Farmers / Waikato Regional Council
Mighty River Power
Waikato-Tainui

Staff at end of March 2015

Kevin Hutchinson
Jayne Signal

Operations Manager
Administrator / Secretary

Sponsors

Waikato RiverCare sincerely thanks its supporters and clients, who enable us to keep up the momentum of restoration work along the awa.

Major Sponsors:



Sponsors:



BELL GULLY

Chairperson's Report

Hello and welcome to the annual Chairperson's report.

Time flies when you are having fun! Another year for Waikato RiverCare has come and gone in a rush of restoration projects, funding, partnership building and professional development.

Waikato RiverCare continues to grow and improve, finding ways to do things better, increase success rates, combine forces with other partners and look for opportunities to economise and add value.

Existing partnerships continue to flourish and new connections are being made.

Waikato RiverCare has refined its business model and is using 16 years of restoration knowledge to offer competitive rates for expertise in riparian restoration project development, management and delivery.



By diversifying into the commercial sector Waikato RiverCare can continue to grow and add value to the funding streams, offering our project partners a more professional service to add value to the charitable funded work being undertaken. This is extremely important in a financial climate where funders have less money to distribute and charities are forced to adapt or decline.

Waikato RiverCare's media presence is bolder and brighter with the launching of a new website, major signage along the highways, press releases and numerous web based promotions. Just Google Waikato RiverCare and see what comes up.

Donor funded riparian restoration projects are the core business of Waikato RiverCare. The charity continues to function well, with major support from the Waikato River Authority and core sponsorship from Mighty River Power, Genesis Energy, the Waikato Catchment Ecological

Enhancement Trust, Mighty River Power - Tainui partnership and a new three year sponsorship agreement signed with Watercare Services.

Project specific funding has also been provided to Waikato RiverCare from WEL Energy Trust, Trust Waikato, the Waikato Regional Council, Waikato District Council, Envenco and the Honda Tree Fund. Waikato RiverCare is working on new sponsorship with a variety of corporate bodies, independent funding groups and crown agencies.

Iwi and special interest group relations continue to be strong and proactive, with good support coming from the Waikato Tainui Te Kauhanganui Inc, Auckland/Waikato Fish & Game, North Waikato Federated Farmers, the Waahi Whanui Trust and Nga Muka Development Trust.

A review of the Society's rules was undertaken during the year to clarify and reflect the development of the Society over the past 14 years since Incorporation. An outcome of this process was a change of name for the Society. The original "Lower Waikato River Enhancement Society Incorporated" has now been changed to "Waikato RiverCare Incorporated". The organisation will continue to trade as Waikato RiverCare. Thanks are extended to the Executive Committee members as well as the Bell Gully legal team who assisted with the rules review on a pro bono basis.



More and more people are talking about Waikato RiverCare as the leader in quality riparian restoration in the Waikato. To continue to grow and give our best, Waikato RiverCare needs the support of funders and needs to be taking on more projects. So please help us out, tell your friends and colleagues – if you are thinking about a habitat restoration project, call Waikato RiverCare.

Thanks,

Ben Wolf

Chairman, Waikato RiverCare

Operation Manager's Report

It's been another busy and challenging 12 months clearing, spraying, planting and maintaining Waikato RiverCare's riparian projects.

We have again experienced a significant dry period in the Waikato as we did last summer and it appears this weather trend is very likely to increase in frequency in the coming years. The dry summer weather followed an unusually dry, warm winter with no significant flood events on the lower Waikato River. This meant all projects escaped with no damage to fencing assets and only minor deposits of flood debris within planting zones. The warm winter weather resulted in excellent plant growth, although the normal die back of some frost sensitive weed species did not occur.

The excellent growing conditions and an increasing portfolio of new projects have significantly increased Waikato RiverCare's vegetation control costs in the last two years. The threat of pest plant establishment within a project remains high with populations of yellow flag iris, alligator weed and tutsan found upstream of most projects. Contractors working on behalf of Waikato Regional Council are unlikely to achieve pest plant control in the short term and long term control will not be achievable without the vigilance of partner groups such as Waikato RiverCare and communities living next to the Waikato River.



Spray work at Te Awa showing good effect
November 2014

Project vegetation control costs are forecast to continue increasing over the coming years as new weed threats emerge, agrichemical resistance builds in some weed plants and new projects are developed. Provided Waikato RiverCare maintains service agreements with several vegetation control contractors and continues to actively manage weed threats on projects, forecast costs should not accelerate disproportionately to overall project costs.



School group gets briefed at planting day May 2014



Genesis Energy and Telecom/Spark volunteers

Waikato RiverCare undertook one significant community planting this year at the Hakarimata A extension project and completed in-fill planting at several of our older and smaller projects. Our planting events were extremely popular with schools and corporate groups but have only been possible thanks to the support of our core sponsors and specific event sponsorship from Trust Waikato and WEL Network Trust. This support has allowed Waikato RiverCare to build up resources including a store of hi-visibility vests in adults and children’s sizes plus the purchase of new spades to ensure our planting volunteers have quality equipment to maximise their experience by the river.

The public release last year of Waikato RiverCare’s Riparian Restoration Guidelines document (available free from our website as a downloadable PDF) has generated significant community interest in riparian restoration with several groups and individuals requesting assistance or information on opportunities to become involved in planting events.

The committee’s endorsement mid-year to expand Waikato RiverCare’s area of interest to include the catchments and surrounding lowland lakes of the lower Waikato River has generated several new project opportunities with landowners and land administrators. Project opportunities have been identified in the Whangamarino Wetland, Lake Whangape, Lake Waikare catchment and Mangawara Stream catchment.

Waikato RiverCare projects continue to benefit from strong ongoing financial support and assistance over the last year from our key sponsors. Waikato RiverCare also appreciates our smaller funders, with Enveco renewing their commitment to Waikato RiverCare this year and a successful Honda Tree Fund application allowing for in-fill planting at several projects located on the main stem.

Waikato RiverCare was again successful with a funding application to the Waikato River Authority. The Authority has committed \$300,000.00 to support work on priority riparian restoration projects on the Te Onetea Stream, Managawara Stream and main Waikato River

channel over the next two years. The Authority's continued support of Waikato RiverCare's riparian work for the last four years is greatly appreciated.

A significant proportion of this year has been dedicated to preparation and planning for this coming planting season. Waikato RiverCare has completed pre-planting preparation at five projects and has confirmed plant orders with suppliers for 28,500 plants which are forecast to be planted in August 2015.

Other exciting initiatives include the opportunity to increase our Taupiri Ki Weanganui project from a 1 hectare planting into a 3 hectare project including a wetland back-water planting, thanks to additional support from the Waikato Catchment Ecological Enhancement Trust. The development of a project in the Hopuhopu area with our iwi partners Tainui Group Holdings and Genesis Energy is also a significant development.



Taupiri Ki Weanganui project site

Waikato RiverCare has boosted its web profile, redesigning the home page, adding new project stories and showcasing the work completed by the society over the last 16 years. Several of our supporting partners now link to our site broadening the sites profile and opportunities to access the society on line. Over the last 12 months the number of site visits has continued to build and further development of Waikato RiverCare's on-line profile through social media should increase site use. The support of Crave Design, who undertook the update of the website for a significantly reduced design fee, was very much appreciated.

As well as developing our web profile Waikato RiverCare's committee endorsed updating the Operations Managers' vehicle signage. New signage now includes the use of an aerial image of the river, the te reo translation of Waikato RiverCare's vision statement and web address.

An additional three projects have had a 3 metre x 1.5 metre Waikato RiverCare sign installed, promoting our work and key sponsors. The signs are located at Hakarimata A extension planting, Taupiri D planting (south of Huntly Township) and at Taupiri A (opposite the urupa by the boat ramp). Waikato RiverCare now has 6 large signs at projects with another three planned for projects in the coming year.



Taupiri D signage (State Highway 1)

Over the coming 12 months key areas of focus for the operations team will include:

- Raising Waikato RiverCare's profile with the general public through event support and attendance, public and corporate planting events, strategic spot profiling of the organisation
- Developing new project opportunities off the main stem of the Waikato River in the surrounding lowland lakes and feeding catchments including the Mangawara and Opuatia streams
- Securing new project sponsorship for the proposed Meremere project
- Continuing to further develop relationships with crown agencies with parcels of land adjoining wetlands and catchment streams
- Continuing dialogue with landowners and administrators of completed projects through the process of project management of change without adding additional burden on our partners
- Developing new and cost effective tree weed control options

If you have an interest in developing a riparian project on your property or at a site you participate in a recreation activity (eg whitebaiting, boating or hunting) do visit the website for helpful advice on turning that idea into action on the ground. Waikato RiverCare is also able to provide full project development and management services for restoration projects at competitive rates.

*Kevin Hutchinson,
Operations Manager*

Future Plans

Waikato RiverCare is ensuring financial sustainability by continuing to forecast and budget on a 5-year cycle and planning for the future through an on-going sponsorship. The generous support of our major sponsors: Waikato River Authority, Waikato Catchment Ecological Enhancement Trust, Mighty River Power, Genesis Energy, Mighty River Power / Tainui Partnership, Waikato Regional Council and Watercare has made it possible to plan more efficiently into the foreseeable future.

Waikato RiverCare is always looking at opportunities to establish relationships with organisations that have synergies with Waikato RiverCare's leadership role in riparian restoration, and is in the process of seeking additional sponsorship opportunities.



It is Waikato RiverCare's objective to plant up to two hectares of riverbank per year (or two kilometres based on a ten-metre wide riparian margin). Quality of planting is paramount, so Waikato RiverCare is concerned with good preparation of the sites, the application of sound science, sustainability, eco-sourcing and creating corridors of continuous native habitat.

Moving forward, Waikato RiverCare will be expanding its area of operations, consistent with the objects of the society, by operating in and around the Lower Waikato River catchments, whilst still prioritising the main stem of the lower Waikato River.

Education and collaboration are key to ensure the best possible environmental enhancement of the lower Waikato River. It is for this reason that Waikato RiverCare spends time and effort to try to recreate native ecosystems, to get everything right and share this knowledge with our partners. An important collaboration is the involvement of the local community in the riparian restoration process, and planned volunteer planting days will continue to be a part of our operational strategy.

Each site has an average 5 year cycle from inception to being returned back to the landowner as a native habitat. With each site, there is an approach of undertaking the project in distinct phases:

Table 1: Indicative Costs per 1 Hectare Site

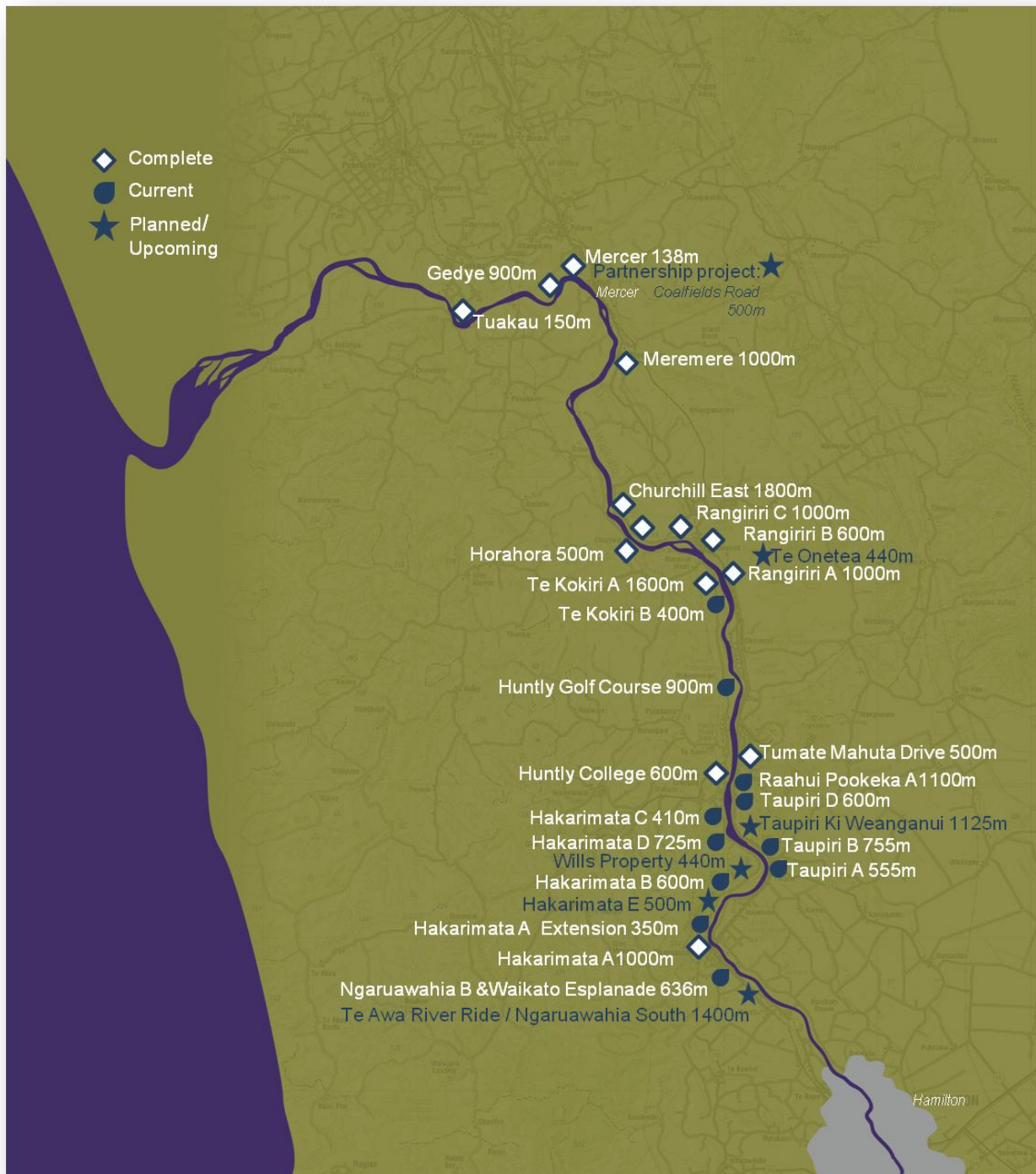
Phase		Indicative cost per hectare:
Preparation:	Involving assessment of the site, planning, landowner consultation, weed spraying, fencing	\$13,000.00
Planting:	Involving selection of plants based on habitat parameters, project management and health and safety procedures, and active planting.	\$59,220.00
Maintenance:	Involving weed control, releasing and monitoring of plant establishment and survival. Anticipated involvement of three-year period minimum.	\$8,000.00 over three years
Exit Maintenance:	Once a project has been largely completed it is put into an 'exit maintenance' category. It involves inspecting the project site every 2 years and undertaking maintenance if required.	\$1,500.00 every two years

Indicative costs will vary from site to site depending on the amount of preparation required and social and stakeholder involvement.



Site Location Map

Site locations are mapped below, showing approximate metres planted at each site.



Site Progress and Achievements

In total Waikato RiverCare has planted 5,700 plants over the 2015/16 planting season, involving riverbank projects between Ngaruawahia and Rangiriri. One new site was planted: Hakarimata A Extension. The table below shows what phase of management each of Waikato RiverCare's sites was in this year and will be in for the coming year.

Table 2: Management phases for 2014/2015 and 2015/16

New Sites

Project Site	2014/15	2015/16
Te Onetea Stream	Site Preparation	Site Preparation
Hakarimata F (Wills Family)	Site Preparation	Site Preparation
Coalfields Road DOC Fish and Game	Site Preparation	Planting

Current Sites

Project Site	2014/15	2015/16
Hakarimata A extension	Planting and Maintenance	Infill Planting and Maintenance
Hakarimata C & D	Maintenance	Maintenance
Hakarimata E	Site Preparation	Planting
Taupiri A	Maintenance	Maintenance
Taupiri B	Infill planting & Maintenance	Maintenance
Taupiri D	Maintenance	Maintenance
Taupiri Ki Weanganui	Site Preparation	Planting
Ngaruawahia Waikato Esplanade	Infill planting & maintenance	Exit Site
Raahui Pookeka A	Maintenance	Maintenance
Ngaruawahia South / Te Awa River Ride	Site Preparation	Planting and Maintenance
Huntly A (Huntly College)	Maintenance	Exit Site

Completed Sites

Project Site	2014/15	2015/16
Churchill East A	Complete (cost neutral maintenance agreement with Waikato Regional Council)	Complete – on-going maintenance by landowner (Waikato Regional Council)
Churchill East B	Complete (cost neutral maintenance agreement with Waikato Regional Council)	Complete – on-going maintenance by landowner (Waikato Regional Council)
Hakarimata A	Exit	Complete
Hakarimata B	Exit with maintenance	Complete
Huntly Golf Course	Enrichment exit planting	Complete (cost neutral maintenance)
Te Kokiri A	Complete (cost neutral maintenance agreement with Waikato Regional Council)	Complete – on-going maintenance by landowner (Waikato Regional Council)
Te Kokiri B	Complete (cost neutral maintenance agreement with Waikato Regional Council)	Complete – on-going maintenance by landowner (Waikato Regional Council)
Tumate Mahuta Drive	Complete – on-going maintenance by landowner (Waikato District Council)	Complete – on-going maintenance by landowner (Waikato District Council)
Horahora A	Complete	Complete
Mercer village	Complete	Complete
Gedye (Private Land)	Complete – on-going maintenance by landowner (Gedye family)	Complete – on-going maintenance by landowner (Gedye family)
Tuakau (Batkin Reserve)	Complete – on-going maintenance by landowner (Waikato District Council)	Complete – on-going maintenance by landowner (Waikato District Council)
Rangiriri A	Exit	Complete
Rangiriri B	Exit	Complete
Rangiriri C	Exit	Complete
Meremere	Exit	Complete – on-going maintenance by landowner (Department of Conservation)

Review, Assessment and Evaluation of the Society's Performance

Compliance with Governing Legislation

The governance of Waikato RiverCare continues to follow the articles set out in the Society's constitution that has an Executive Committee comprising:

- Each Foundation member can appoint one representative to the Executive Committee
- Election of up to three representatives from the General Membership to the Executive Committee.

Waikato RiverCare has twelve Foundation Members listed for the upcoming 2015/16 Financial Year. The Foundation Members of Waikato RiverCare have renewed their commitment to the society for the 2015/16 year and continue to have an active involvement in the executive committee decisions. All subscription requirements have been fulfilled.

Compliance with the Society's Objectives

Waikato RiverCare has been compliant with the objects and rules listed in the Constitution:

The Society was established for environmental and charitable objects and purposes within New Zealand only.

- (a) **Core activities** – The enhancement of the natural water and riverside environment of the Waikato River and associated catchments to improve habitats and thereby benefit the users of the river and its environs, local communities, and visitors now and for future generations through
 - (i) Providing improved plant and animal habitat in and around the Waikato River and associated catchments for general ecological benefit, and
 - (ii) Promoting public interest and appreciation of the Waikato River and associated catchments and its environs through education and communication with local communities and other river users for the benefit of achieving awareness and support for the need to maintain and enhance the riverine environment.
- (b) **Funding** – To raise, accept, accumulate, and employ funds for the environmental and charitable purposes authorised by these objects.

- (c) **General** – To do all such things as are conducive or incidental to the attainment of the environmental and charitable purposes authorised by these objects.

Performance Measures

Waikato RiverCare measures its performance by assessing project success through site evaluations, pest and native plant monitoring, the use of photo points to monitor planting success and the number of sites moving from active management to completed, and thereafter receiving pulse maintenance. Staff members are given Key Performance Indicators to achieve and continual learning is core to the Waikato RiverCare ethos.

Performance in relation to the Strategic Business Plan

The objectives in the Strategic Business Plan are to plant up to two hectares (two kilometres of riverbank 10 metres wide) per year. This year 350 metres were planted with 5,400 plants at Hakarimata A Extension project, with infill planting of 300 trees at Ngaruawahia esplanade, Taupiri A, Taupiri B, Huntly Golf Club and Te Kokiri B.

The focus has been on the maintenance of existing sites, and preparation and planning for upcoming sites, as well as sourcing new future sites. This has meant the organisation has an excellent pipeline of upcoming projects and sites, with planting for the upcoming two seasons planned for almost 4.5km of river and stream banks, as well as a 1.25ha project on the Mangawara Stream and an additional 2ha at the Taupiri Ki Weanganui project.

Table 3: Summary of planting species used for planting by Waikato RiverCare in 2014/15

Botanical Name	Common Name
<i>Podocarpus totara</i>	Totara
<i>Dacrycarpus dacrydioides</i>	Kahikatea
<i>Kunzea ericoides</i>	Kanuka
<i>Melicytus ramiflorus</i>	Mahoe
<i>Plagianthus regius</i>	Ribbonwood
<i>Cordyline australis</i>	Cabbage Tree
<i>Coprosma robusta</i>	Karamu
<i>Phormium tenax</i>	Harakeke
<i>Cyperus ustulatus</i>	Cyperus
<i>Carex secta</i>	Purei
<i>Phormium tenax</i>	Harakeke
<i>Coprosma robusta</i>	Karamu
<i>Melicytus ramifloru</i>	Mahoe

Audited Financial Statements for the Year Ended 31 March 2015

Hart & Associates Limited

Director ~ Philip Hart
Associate ~ Jody Grut



Lower Waikato River Enhancement Society Incorporated Auditors Report For the Year Ended 31 March 2015

Audit Report

To the members of the Lower Waikato River Enhancement Society Incorporated

We have audited the attached Financial Statements. The Financial Statements provide information about the past financial performance of the society and its financial position as at 31 March 2015. This information is stated in accordance with the accounting policies.

The Committee's Responsibilities

The committee is responsible for the preparation of the financial report which fairly reflects the financial position of the society as at 31 March 2015 and of the results of operations for the year ended on that date.

Auditor's Responsibilities

It is our responsibility to express an independent opinion on the financial report presented by the committee and to report our opinion to you.

Basis of Opinion

An audit includes examining on a test basis, evidence relevant to the amounts and disclosures in the financial report. It also includes assessing:

- The significant estimates and judgements made by the committee in the preparation of the financial report; and
- Whether the accounting policies are appropriate to the society's circumstances, consistently applied and adequately disclosed.

We conducted our audit in accordance with New Zealand auditing standards. We planned and performed our audit so as to obtain all the information and explanations which we considered necessary in order to provide us with sufficient evidence to obtain reasonable assurance that the financial report was free from material misstatements, whether caused by fraud or error. In forming our opinion, we also evaluated the overall adequacy of the presentation of information in the financial report.

In our opinion:

- Proper accounting records have been kept by the Lower Waikato River Enhancement Society Incorporated, as far as appears from our examination of those records.
- The Financial Statements attached,
 - Comply with generally accepting accounting practice in New Zealand: and
 - Give a true and fair view of the financial position of Lower Waikato River Enhancement Society Incorporated as at year end, and the results of its operations for the year ended on that date.

Our audit was completed on 28th May 2015 and our opinion is expressed as at that date.


We wish to acknowledge the assistance provided by your staff during the audit. If there is any further information you require, please do not hesitate to contact me.

Auditor:

Philip Hart
Chartered Accountant
Huntly

A handwritten signature in blue ink, followed by the date "28/5/15" written in blue ink.

Telephone +64 7 8287171 ~ Fax +64 7 8286363 ~ Freephone 0800 8287171
168 Main Street ~ PO Box 280 ~ Huntly 2191 ~ New Zealand
Website www.hartal.co.nz ~ Email admin@hartal.co.nz



Lower Waikato River Enhancement Society Inc.
Financial Statements
For the Year ended 31st March 2015

Handwritten notes:
24/5/15
24/6/15
24/6/15

Table of Contents

Trading Account
Statement of Financial Performance
Statement of Movements in Equity
Statement of Financial Position
Notes to the Accounts

1/15 28/5/15
24/6/15
24/6/15

Lower Waikato River Enhancement Society Inc
Trading Account
For the Period ended 31st March 2015

	2015 \$	2014 \$
REVENUE		
Department of Conservation - Hakarimata E Project		4,203
Genesis Energy	20,000	30,000
Interest Received	3,599	4,853
Enveco	1,270	
Mighty River Power		29,794
Waikato Catchment Ecological No2	30,087	32,300
Waikato Community Trust - Donation		1,000
Waikato District Council - Hakarimata E Project	6,900	11,797
Waikato Regional Council	11,950	500
Waikato River Authority	113,804	23,696
Waikato River Authority - WRC		26,130
Watercare Services Ltd		10,000
WEL Energy - Donation	3,000	4,000
GROSS SURPLUS FROM TRADING	<u>190,610</u>	<u>178,272</u>
GROSS SURPLUS MARGIN	100%	100%

mfo 28/5/15
gm 24/6/15
24/6/15

Lower Waikato River Enhancement Society Inc
Statement of Financial Performance
For the Period ended 31st March 2015

	2015	2014
	\$	\$
Gross surplus from Trading	190,610	178,272
Less Expenses		
Accountancy Fees		500
Administration /Comm Engagement	8,538	1,894
Bank Charges	120	120
Health And Safety		281
Insurance	665	625
Signage	4,789	5,162
Staff	114,950	103,740
General Maintenance		19
General Fencing		260
Site Prep - Hakarimata A Ext		1,155
Site Prep - Hakarimata E	2,531	13,168
Site Prep - Raahui Pookeka A (WRA 1)		11,411
Site Prep - Taupiri Ki Waenganui	(495)	
Site Prep - Te Awa River Ride	5,335	
Site Prep - Te Onetea Rd WRA Site 4	390	
Maintenance - Churchcill East B	1,200	
Maintenance - Hakarimata C	375	
Maintenance - Hakarimata C	563	2,341
Maintenance - Hakarimata D	1,563	2,993
Maintenance - Huntly A		260
Maintenance - Huntly College	260	
Maintenance - Huntly Golf Course	900	850
Maintenance - Ngaruawahia A	375	
Maintenance - Taupiri A	150	260
Plant Labour - General		977
Plant Labour - Hakarimata A		296
Plant Labour - Hakarimata A Ext	2,657	
Plant Labour - Hakarimata C		11,669
Plant Labour - Hakarimata D		9,275
Plant Labour - Huntly Golf Course		2,547
Plant Labour - Ngaruawahia A		990
Plant Labour - Taupiri A	674	2,200
Plant Labour - Taupiri D		1,100

115 28/5/15
 24/6/15
 B 24/6/15

Lower Waikato River Enhancement Society Inc
Statement of Financial Performance
For the Period ended 31st March 2015

	2015	2014
	\$	\$
Con't		
Plant Materials - Hakarimata A Ext	18,056	
Plant Materials - Hakarimata C		28,505
Plant Materials - Hakarimata D		26,745
Plant Materials - Huntly Golf Course		6,822
Plant Materials - Ngaruawahia A		2,700
Plant Materials - Taupiri B		6,050
Plant Materials - Taupiri D		3,000
Plant Materials - Raahui Pookeka A (WRA 1)		30,951
WRA - Restoration Strategy	1,350	47,531
Total Expenses	<u>164,943</u>	<u>326,395</u>
NET TAXABLE SURPLUS	25,667	(148,123)
NET SURPLUS/(DEFICIT)	25,667	(148,123)

MCS 28/5/15
RM 24/6/15
B 24/6/15

Lower Waikato River Enhancement Society Inc
Statement of Financial Position
For the Period ended 31st March 2015

	2015 \$	2014 \$
CURRENT ASSETS		
BNZ - Current Account	110,270	87,642
NON-CURRENT ASSETS		
Investments		
Term Deposit - Bank of NZ	150,856	101,874
Interest Receivable Accrual	-	607
Total Investments	<u>261,126</u>	<u>190,123</u>
CURRENT ASSETS		
GST Due for Refund	-	-
Accounts Receivable (Debtors)	-	72,376
Total Current Assets	<u>-</u>	<u>72,376</u>
TOTAL ASSETS	<u>261,126</u>	<u>262,499</u>
CURRENT LIABILITIES		
GST Due for Payment	4,833	12,272
Accounts Payable (Creditors)	-	19,101
Creditors Accrual (Payables)	-	500
Total Current Liabilities	<u>4,833</u>	<u>31,873</u>
TOTAL LIABILITIES	<u>4,833</u>	<u>31,873</u>
NET ASSETS	<u>256,293</u>	<u>230,626</u>
Represented by:		
EQUITY		
Share Capital	-	-
Reserves	-	-
Retained Earnings	256,293	230,626
TOTAL EQUITY	<u>256,293</u>	<u>230,626</u>

Audited as true & correct.

*PK 28/5/15
 QR 24/6/15
 (B) 24/6/15*

**Lower Waikato River Enhancement Society Inc.
Notes to the Financial Statements
For the Year ended 31st March 2015**

3. CONTINGENT LIABILITIES

At balance date there are no known contingent liabilities (2013: \$0). Lower Waikato River Enhancement Society inc. has not granted any securities in respect of liabilities payable by any other party whatsoever.

4. RELATED PARTIES

There were no related party transactions during the year under review.

5. SECURITIES AND GUARANTEES

There was no overdraft as at balance date nor was any facility arranged.


6. TAXATION

	2015	2014
	\$	\$
Operating Surplus before taxation	25,667	(148,123)


Permanent Differences

The following non-taxable items have been included in the calculation of Net Surplus before Tax, and result in Permanent Differences, whose effect is included above

	2014	2013
	\$	\$
Non-Deductible Expenditure		
Non-deductible Penalties	-	-
Total	-	-



Ben Wolfe
Chairperson - LWRES



Donna Barakat
Treasurer - LWRES

1/25 28/5/15
24/6/15
24/6/15

**Lower Waikato River Enhancement Society Inc.
Notes to the Financial Statements
For the Year ended 31st March 2015**

3. CONTINGENT LIABILITIES

At balance date there are no known contingent liabilities (2013: \$0). Lower Waikato River Enhancement Society inc. has not granted any securities in respect of liabilities payable by any other party whatsoever.

4. RELATED PARTIES

There were no related party transactions during the year under review.

5. SECURITIES AND GUARANTEES

There was no overdraft as at balance date nor was any facility arranged.

6. TAXATION

	2015	2014
	\$	\$
Operating Surplus before taxation	25,667	(148,123)

Permanent Differences

The following non-taxable items have been included in the calculation of Net Surplus before Tax, and result in Permanent Differences, whose effect is included above

	2014	2013
	\$	\$
Non-Deductible Expenditure		
Non-deductible Penalties	-	-
Total	-	-

Ben Wolfe
Chairperson - LWRES

Donna Barakat
Treasurer - LWRES

1/25 28/5/15
24/6/15
24/6/15

